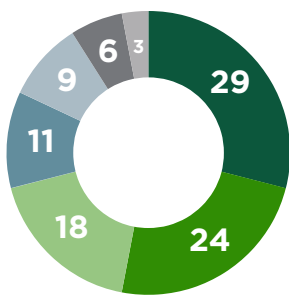
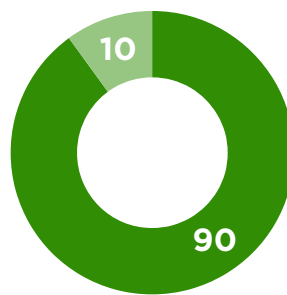
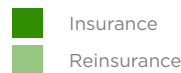
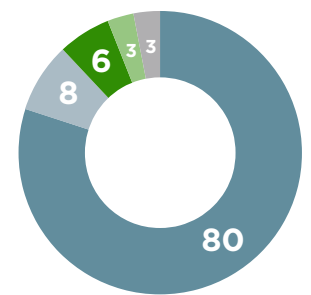
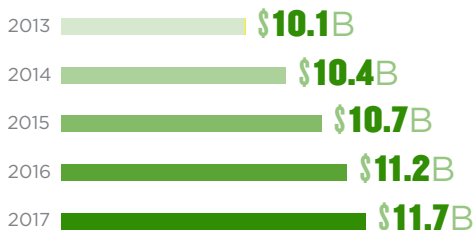
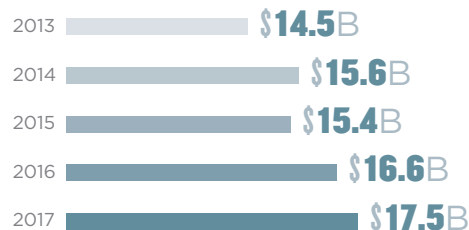


10.9%	96.7%	\$7.7B	\$4.26	\$44.53
Return on stockholders' equity averaged 12% over the past 5 years	Combined ratio averaged 94.7% over the past 5 years	Total revenues increased 32% over the past 5 years	Net income per diluted share grew 19% over the past 5 years	Book value per share grew 41% over the past 5 years

2017 NET PREMIUMS WRITTEN

% BY LINE

2017 REVENUE

% BY SEGMENT

2017 INVESTMENT BREAKDOWN

BY PERCENTAGE

W. R. BERKLEY CORPORATION 5-YEAR PERFORMANCE
Reserves for Losses and Loss Expenses

Investments

Common Stockholders' Equity*


*Net of \$1.2 billion in special dividends and shares repurchased from 2013 - 2017

W. R. BERKLEY INSURANCE GROUP STATUTORY HIGHLIGHTS

Policyholders' Surplus at December 31, 2017: **\$5.5 billion** | 2017 Statutory Net Premiums Written: **\$5.6 billion**

Founded in 1967, W. R. Berkley Corporation is one of the nation's premier commercial lines property casualty insurance providers. We are committed to delivering top-quality insurance products and services to niche markets in the United States and worldwide.