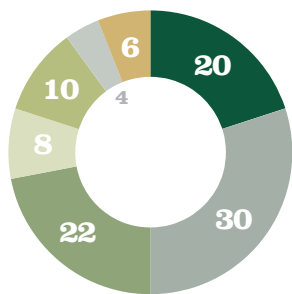


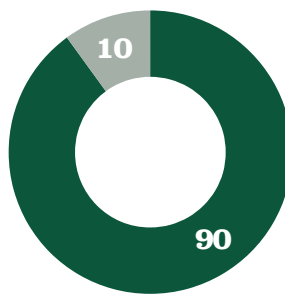
13.1%	94.3%	\$7.7B	\$4.68	\$41.65
Return on stockholders' equity averaged 13% over the past 10 years.	Combined ratio averaged 94.8% over the past 5 years.	Total revenues increased 48% over the past 5 years.	Net income per diluted share grew 67% over the past 5 years	Book value per share grew 45% over the past 5 years.

2016 Net Premiums Written



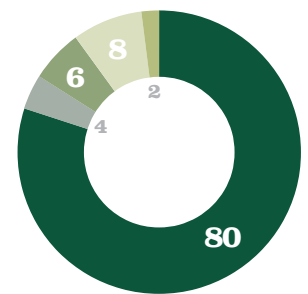
- % by Line
- Short-Tail Lines
 - Other Liability
 - Workers Comp
 - Professional Liability
 - Commercial Auto
 - Property Reinsurance
 - Casualty Reinsurance

2016 Revenue



- % by Segment
- Insurance
 - Reinsurance

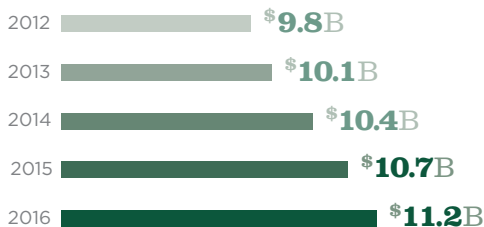
2016 Investment Breakdown



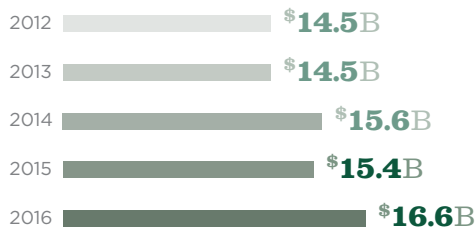
- By percentage
- Fixed Maturity and Cash (Average Rating AA-)
 - Equities
 - Investment Funds
 - Real Estate & Loans Receivable
 - Arbitrage

W. R. Berkley Corporation 5-year Performance

Reserves for Losses and Loss Expenses



Investments



Common Stockholders' Equity*



*Net of \$1.3 billion in special dividends and shares repurchased from 2012 - 2016

W. R. Berkley Insurance Group Statutory Highlights

Policyholders' Surplus at December 31, 2016: \$5.5 billion | 2016 Statutory Net Premiums Written: \$5.7 billion

Founded in 1967, W. R. Berkley Corporation is one of the nation's premier commercial lines property casualty insurance providers. We are committed to delivering top-quality insurance products and services to niche markets in the United States and worldwide.

